


quick start guide

Welcome to BlueFlag Live TV!

Thank you for choosing BlueFlag Networks. Please use the following information to set up your equipment. If you have any issues during this process, please do not hesitate to contact us at [902-800-7912](tel:902-800-7912) or [1-866-211-9222](tel:1-866-211-9222).

For Roku Streaming Stick +


1



Connect the Roku device directly to an available HDMI port on your display. Connect the included USB cable to an available USB port on your display.

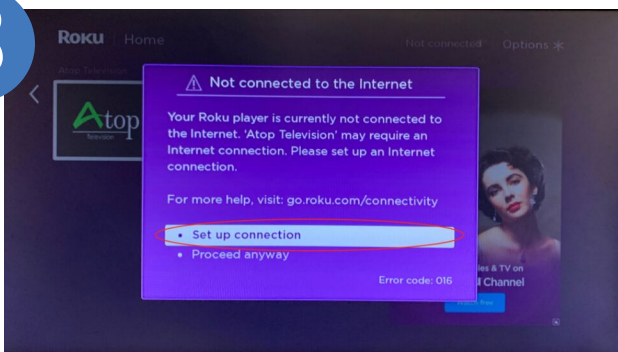
You may need to use the included power supply to power your Roku if the USB port on your display does not have enough power available.

2

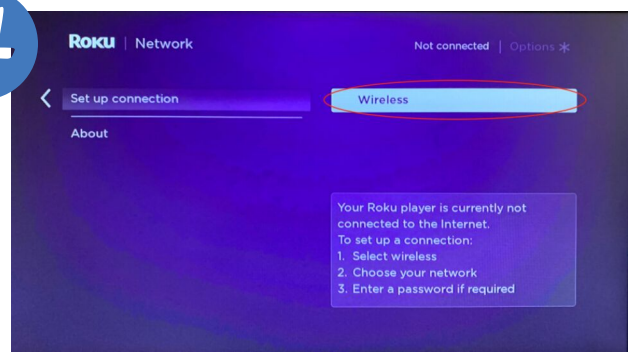


Once the Roku has started, select the ATOP app on the main screen and follow the on-screen instructions to add it to your wireless network.

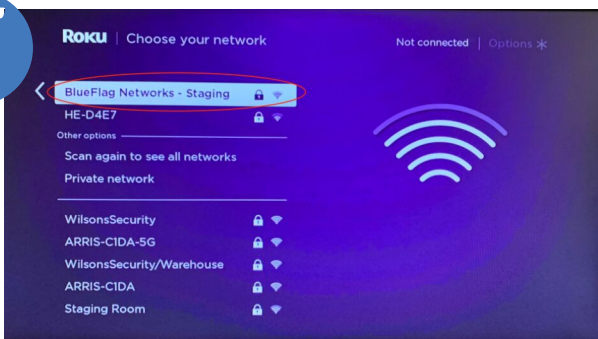
3



4



5



6

